





OCEAN CREST MARINE LTD.

PLANT BROCHURE



JACK - UP BARGES

The company offers Jack Up Barges, which are self-elevating platforms with extendable legs. These barges are designed to provide stability and a secure working platform for various marine projects. They are commonly used for construction, maintenance, repair work, over water piling and marine site investigations throughout all marine environments. Our barge from a C7 400t, C5 110t, C5 80t, C5 50t and a self-propelled 40t Jack-up barge.



OCM 400

C7 COMBIFLOAT JU MODULAR PONTOON
30.5m x 18.5m
DECK LOAD 400t

GENERAL

Type C7-400 Modular Self Elevation
Platform Classification Combifloat Pontoons C7

VESSEL PARTICULARS

Length 24m or 30m
Breadth 18m
Height 2.1m
Deck Load 15T/M2 400T
Available Deck Area 432m2
Leg Length 12m and 18m Sections = 30m
Can be extended to 48m
Leg Diameter (OD) 1.1m
Moonpool Optional

WEIGHTS

Pontoon Weight (Each) 17T
Jacking Units (Each) 25T
Leg (Each) 12T and 18T Sections = 30T

OCM DECK EQUIPMENT

Power Pack 2No Deutz F6L912 Air-cooled
Canteen & Workshop 20T Container
Hand Railings Vessel Perimeter
Day Shapes Yes
Navigation lights Yes
Mooring Winches 4No 15T Winches, Fairleads & Roller
Access Ladder Vertical
Gangway Yes / Available

OTHER INFORMATION

No Of Truck Movements 29 No





ADMIRAL 1

C7 COMBIFLOAT JU MODULAR PONTOON
30.5m X 18.5m
DECK LOAD 400t

GENERAL

Type C7-400 Modular Elevation
 Platform Classification Combifloat Pontoon C7
 Class RPS

VESSEL PARTICULARS

Length 30m
 Breadth 18m
 Height 2.1m
 Deck Load 15T/M2 400T
 Available Deck Area 432m²
 Leg Length 26m & 36m
 Leg diameter (OD) 1.1m

WEIGHTS

Pontoon Weight (Each) 17T
 Jacking Units (Each) 25T
 Leg (Each) 28m x 21T & 10m x 7.5T

OCM DECK EQUIPMENT

Power Pack 2no Deutz Air-Cooled
 Handrails around Vessel Perimeter
 Mooring Wincher 4No 15T Wincher Fairlead & Rollers





OCM 110

C5 COMBIFLOAT JU MODULAR PONTOON
18m x 18m
DECK LOAD 110t

GENERAL

Type C5-110 Modular Self Elevation Platform
 Classification Combifloat Pontoons C5

VESSEL PARTICULARS

Length 18.3m
 Breadth 18.3m
 Height 1.52m
 Deck Load 15T /M2
 Available Deck Area 324m2
 Leg Length 18m or 27m
 Leg Diameter (OD) 0.762mm
 Moonpool 2No x 330mm Approx
 Deck Lift Capacity 110T

WEIGHTS

Pontoon Weight (Each) 13.1T
 Duofloat 13.8T (2 No) or 6.9T Each
 Jacking Units (Each) 5T
 Leg (Each) 5.5T and 9.8T Sections = 15.7T
 (Full Sections)


OCM DECK EQUIPMENT

Power Pack Deutz F6L912 Air-cooled
 Canteen & Workshop 20T Container
 Hand Railings Vessel Perimeter
 Day Shapes Yes
 Access Ladder Vertical
 Gangway Yes / Available

ADDITIONAL INFORMATION

No of Truck Movements 9No
 (7No 40ft & 2No 60ft)





OCM 80 MARINER

C5 COMBIFLOAT JU MODULAR PONTOON
18m x 12m
DECK LOAD 80t

GENERAL

Type C5-110 Modular Self Elevation Platform
 Classification Combifloat Pontoons C5

VESSEL PARTICULARS

Length 18.3m
 Breadth 12m
 Height 1.52m
 Deck Load 15T /M2
 Available Deck Area 200m2
 Leg Length 18m OR 27m
 Leg Diameter (OD) 0.762mm
 Moonpool 1No x 330mm Approx
 Deck Lift Capacity 80T

OCM DECK EQUIPMENT

Power Pack 2No Deutz F6L912 Air-cooled
 Canteen & Workshop 20T Container
 Hand Railings Vessel Perimeter
 Access Ladder, Vertical
 Gangway Yes / Available
 Day Shapes Yes
 Navigation lights Yes

OTHER INFORMATION

No of Truck Movements 5No
 (3No 40ft & 2No 60ft)





OCM 50

C5 COMBIFLOAT JU MODULAR PONTOON
9m/12m/15m x 12m
DECK LOAD 50t

GENERAL

Type C5 Modular Pontoon
 Classification Combifloat s C5

VESSEL PARTICULARS

Length 15m/12m/9m
 Breadth 12m
 Height 1.52m
 Deck Load 15t /M2
 Available Deck Area 180m2 / 144m2/ 108m2
 Leg Length 20m
 Leg Diameter (OD) .762mm
 Moonpool 2No x 330mm Approx
 Deck Load Capacity 50t

WEIGHTS

Pontoon Weight (Each) 7T
 Jacking Units (Each) 3T
 Leg (Each)
 6T (Full Sections)

OCM DECK EQUIPMENT

Power Pack 1No Deutz F6L912 Air-cooled
 Canteen & Workshop 20T Container
 Hand Railings Vessel Perimeter
 Access Ladder, Vertical
 Gangway Yes / Available
 Day Shapes Yes
 Navigation lights Yes

OTHER INFORMATION

No of Truck Movements 5No (3No 40ft & 2No 60ft)





SPUD BARGES

Ocean Crest Marine provides spud barges, which are versatile floating platforms with retractable vertical spuds that can be lowered to the seabed to create stability. These barges are ideal for marine construction, dredging, surveying, and other operations that require a stable working platform.

OCM RAVESTEIN CP-4088

PONTOONS

15 NO ROAD TRANSPORTABLE UNITS

GENERAL

15 No Ravestein Pontoon Units

VESSEL PARTICULARS PER PONTOON

9 Pontoons Available

Length 12.1m

Breadth 2.436m

Depth 2.4m (8ft)

Max Draft 1.0m

Load Capacity 52tn

Deck load 5T/m²

Total Deck Area 400m²

WEIGHT

Weight 11.5T Each

ADDITIONAL INFORMATION

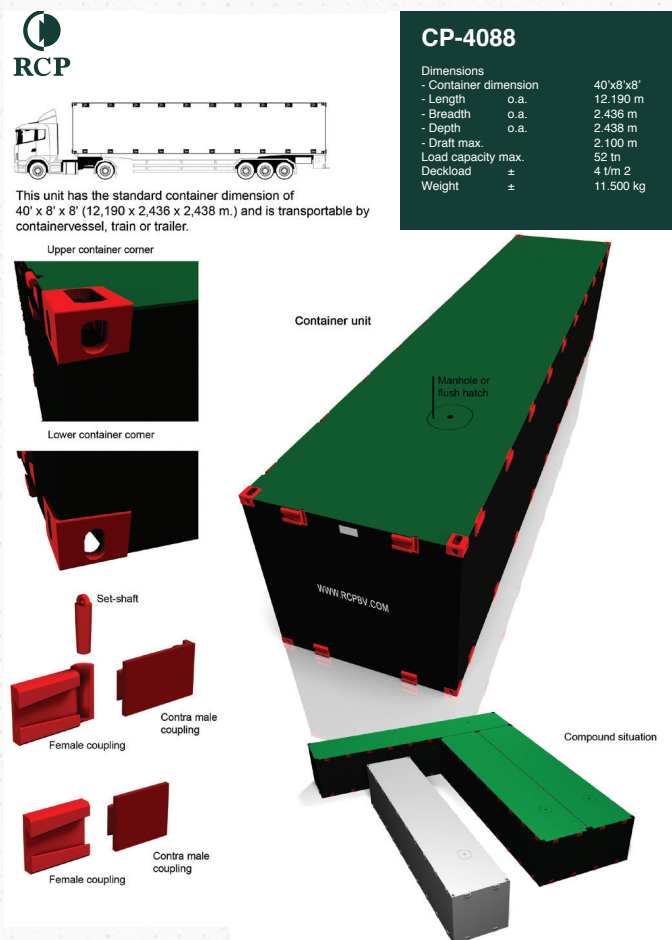
2No 24m Spud legs

Hydraulic Spud Legs Operation

Road Transportable

Pontoon arrangement can be reconfigured to specific project requirements.

Suitable arrangement for Dredging, Piling or Crane Barge





OCM BABY BLUE BARGES

9 NATO PONTOONS WITH FOLDING SPUD LEGS

GENERAL

Type Nato Pontoon Platform

VESSEL PARTICULARS PER PONTOON 9 PONTOONS AVAILABLE

Length 4.2m

Breadth 2.1m

Height 0.700mm

Available Deck Area Made To Suit Specific Requirements

Leg Length 6m or 12m

Moonpool Available (300mm Diameter)

WEIGHTS

Pontoon Weight (Each) 1.25T

Jacking Units (Each) 1T

Leg (Each) 6m 150Kg or 12m 300kg

Deck Capacity 2.5t (Each)

OCM DECK EQUIPMENT

Power Pack Yes

Hand Railings Vessel Perimeter

Day Shapes Yes

Crane Palfinger Crane

Winch Yes / Available

Gangway Yes / Available

ADDITIONAL INFORMATION

Road Transportable

Electric or Hydraulic Spud Legs

Spud legs Fold To Allow Transit Under Bridges

Pontoon Deck Area Can Be Increased / Decreased to Suit





S U P P O R T B O A T S

The company offers supporting works boats that are essential for providing logistical support and transportation services during marine projects.

These boats are used for crew transfer, equipment transportation, and other operational requirements.



OCM FORTRESS

ROAD TRANSPORTABLE ALUMINIUM WORK BOAT
P4 LEINCE AND SCMS WORK BOAT CODE

GENERAL

Type Aluminium Tug Work Boat

VESSEL PARTICULARS

Length 11m
 Breadth 3m
 Draft 1.1m
 Construction Aluminium
 Bollard Pull 2t
 Fuel Diesel
 Engine Perkins
 Power 215Hp
 Propulsion Thruster Shaft

WEIGHT

Weight 7t

ADDITIONAL INFORMATION

Road Transportable
 Speed 16Knots
 Very manoeuvrable and efficient vessel with shallow draft



OCM GEO

ROAD TRANSPORTABLE
WORK / CREW / SURVEY / SAFETY BOAT
P4 LICENSE

GENERAL

Type Work / Crew / Survey / Safety Boat

VESSEL PARTICULARS

Length 8m
 Breadth 2.3m
 Draft 500mm
 Construction Aluminium
 Fuel Diesel
 Engine Mercruiser (inboard)
 Power 220Hp
 Propulsion Thruster Propeller

WEIGHT

Weight 1.5t

ADDITIONAL INFORMATION

Road Transportable
 Speed 9 Knots
 Very Manoeuvrable, Efficient & Reliable Vessel





OCM BULLY

**2NO ROAD TRANSPORTABLE WORK BOATS
P4 LICENSE ON EACH VESSEL**

GENERAL

Type Steel Tug Work Boat

VESSEL PARTICULARS

Length 7.45m
Breadth 2.48m
Draft 600mm
Construction Steel
Bollard Pull 2t
Fuel Diesel
Engine Deutz
Power 250Hp
Clutch Schottel K081
Propulsion Thruster 2No Rudder Propeller Type
SRP50

WEIGHTS

Weight 4.92t

ADDITIONAL INFORMATION

Road Transportable
Speed 6 Knots
Twin Schottle nits
Very manoeuvrable and efficient vessel with shallow draft



OCM STUBBY

**2NO ROAD TRANSPORTABLE WORK BOATS
P4 LICENSE ON EACH VESSEL**

GENERAL

Type Steel Tug Work Boat

VESSEL PARTICULARS

Length 7.45m
Breadth 2.48m
Draft 600mm
Construction Steel
Bollard Pull 2t
Fuel Diesel
Engine Deutz
Power 250Hp
Clutch Schottel K081
Propulsion Thruster 2No Rudder Propeller Type
SRP50

WEIGHTS

Weight 4.92t

ADDITIONAL INFORMATION

Road Transportable
Speed 6 Knots
Twin Schottle nits
Very manoeuvrable and efficient vessel with shallow draft





OCM SUPPORTER

**ROAD TRANSPORTABLE CREW / PUSH BOAT
P4 LICENSE**

GENERAL

Type Aluminium Crew / Push Boat

VESSEL PARTICULARS

Length 7.1m
Breadth 2.4m
Draft 400mm
Construction Aluminium
Fuel Petrol
Engine Suzuki
Power 115Hp
Propulsion Thruster Long Shaft 115

WEIGHT

Weight 1t

ADDITIONAL INFORMATION

Road Transportable
Speed 20 Knots
Very Manoeuvrable, Efficient & Reliable Vessel



OCM SAFETY BOATS

**ROAD TRANSPORTABLE
P4 LICENSE ON EACH VESSEL**

GENERAL

Type Various small rescue / safety boats

VESSEL PARTICULARS

3 Vessels available
Reddy, Reddy Ramp & Whaly

WEIGHT

Average Vessel Weight 400kg

INFORMATION

OCM have a range of various work boats including small rescue / safety boats to support our Jack-Up and floating barges.
Each boat has an MSO P4 License





MARCUS LALLY
marcus@oceancrestmarine.ie
Tel: +353 (87) 124 7728

FOLLOW US
oceancrestmarine.ie
<https://www.facebook.com/OceanCrestMarine>
<https://www.linkedin.com/company/ocean-crest-marine/>



DIAGA.ie
Design and Art Direction